

# Skirtings *and* Backmoulds

## 6210 Pencil Round

19mm or 25mm thickness,  
50mm and wider




## 6220 Twice Pencil Round

19mm or 25mm thickness,  
50mm and wider




## 6230 Chamfered

19mm or 25mm thickness,  
50mm and wider



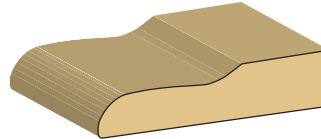
## 6240 Lambs Tongue

19mm x 50mm



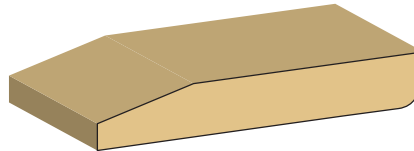
## 6250 Lambs Tongue

19mm x 75mm and wider



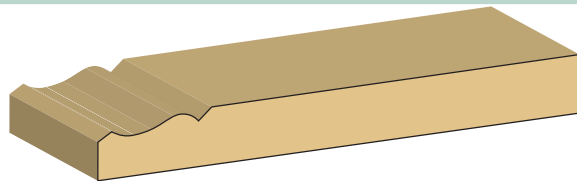
## 6260 19mm Dual Mould

(Pencil Round & Chamfer)  
75mm and wider



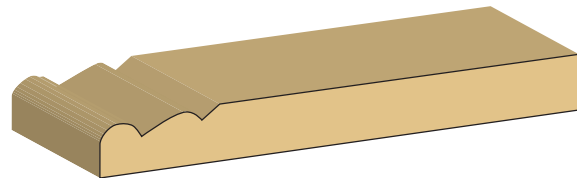
## 6010 Sunderland Ogee

19mm or 25mm thickness,  
75mm and wider



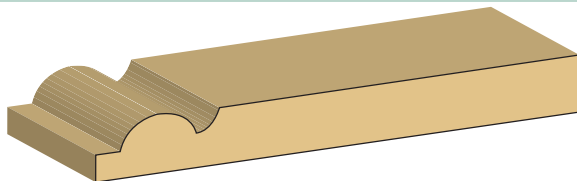
## 6020 Hexham Ogee

19mm or 25mm thickness,  
75mm and wider



## 6030 Torus

19mm or 25mm thickness,  
75mm and wider



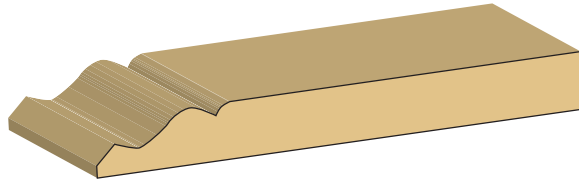
Any two of these patterns can be combined to produce dual skirting.

# Skirtings *and* Backmoulds

Any two of these patterns can be combined to produce dual skirting.

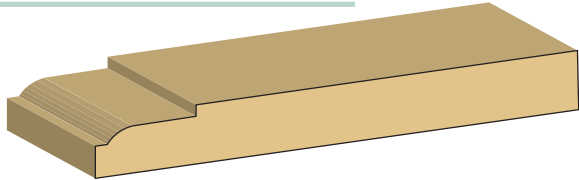
## 6040 Jarrow Ogee

19mm or 25mm thickness, 75mm and wider



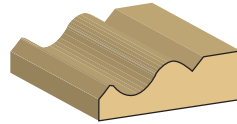
## 6050 Ovolo

19mm or 25mm thickness, 75mm and wider



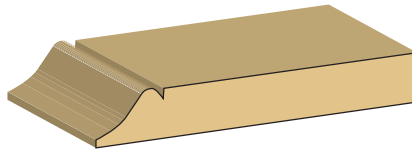
## 6060 Antique

19mm thickness, 50mm and wider



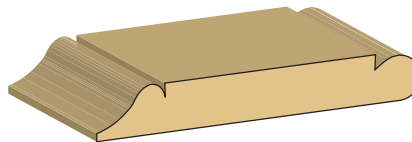
## 9010 Berwick Ogee

19mm thickness, 75mm and wider




## 9008 Berwick Ogee & Bead

19mm thickness, 75mm and wider



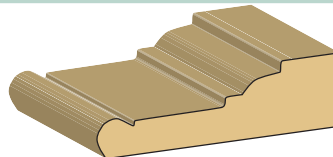
## 1130 Beaded

19mm thickness, 150mm



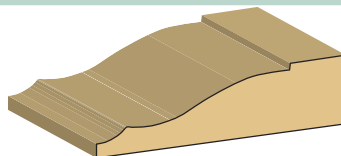
## 8146 Alnwick pattern

25mm x 75mm



## 8152 Manchester pattern

25mm x 75mm and wider



We can also machine special patterns not included here to suit your requirements.

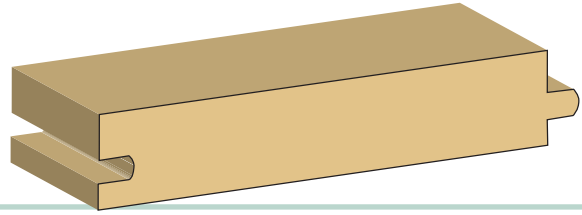
Please note: drawings are not to scale.

All sizes are nominal.

# Tongued *and* Grooved Floorings *and* Claddings


## 112 T & G

Various thicknesses and widths.  
All machined to BS 1297.




## 6610 TG & V 2 Sides

19mm and 25mm thickness,  
100mm and wider




## 130 TG & V 1 Side

12mm to 32mm thickness,  
100mm and wider



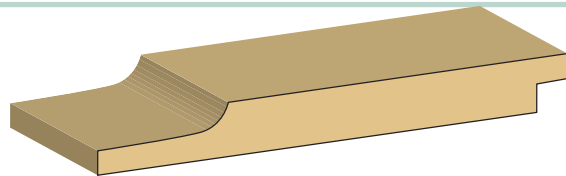
## 6625 Spooled Weatherboard T & G

16mm or 19mm thickness  
100mm and wider




## 6620 Spooled Weatherboard

19mm x 100mm and wider



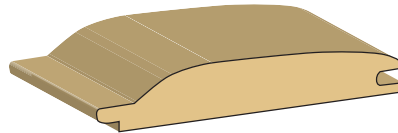
## 9014 Chanel Lining

19mm x 100mm



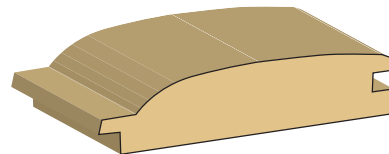
## 6630 Log Effect

19mm x 100mm



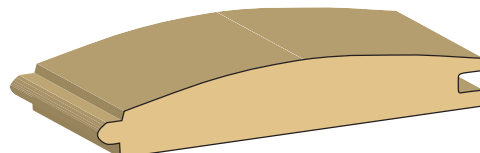
## 6640 Log Effect

25mm x 100mm



## 6650 Log Effect

25mm x 125mm



We can also machine special patterns not included here to suit your requirements.

Please note: drawings are not to scale.

All sizes are nominal.

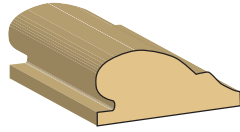


Jarrow only

# Picture, Dado *and* Delph Mouldings

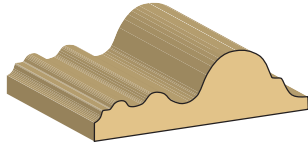
## 6110 Picture Rail

25mm x 50mm



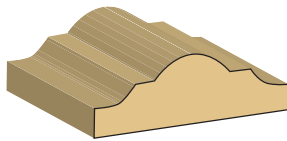
## 6120 Dado Rail

25mm x 75mm



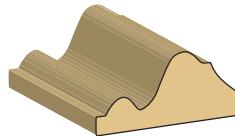
## 6130 Dado Rail

25mm x 63mm



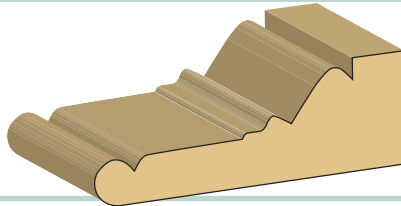
## 6140 Dado Rail

25mm x 50mm



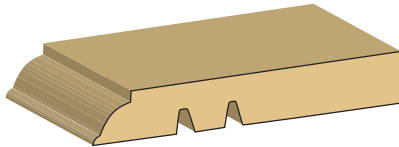
## 6150 Picture Rail

38mm x 100mm



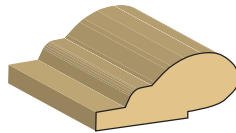
## 6160 Delph Rack

19mm x 100mm



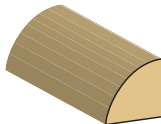
## 6170 Picture Rail

25mm x 50mm



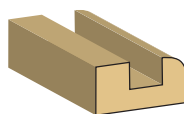
## 6180 Quadrant

19mm x 19mm  
25mm x 25mm



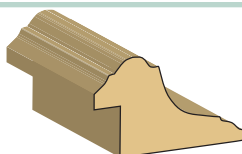
## AW10 Ingoe Groove Implant

19mm x 33mm fin 14mm x 27mm  
with 13mm implant



## 8187 Bolectian Mould

32mm x 50mm  
fin 27mm x 44mm with 7mm x  
15mm implant



We can also machine special patterns not included here to suit your requirements.

Please note: drawings are not to scale.

All sizes are nominal.



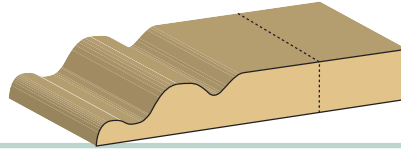
Jarrow only

# MDF Mouldings *and* Window Boards

supplied as primed

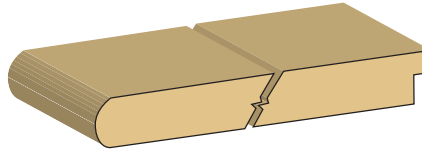
## Ogee

18mm x 70mm  
and 14.5mm x 120mm



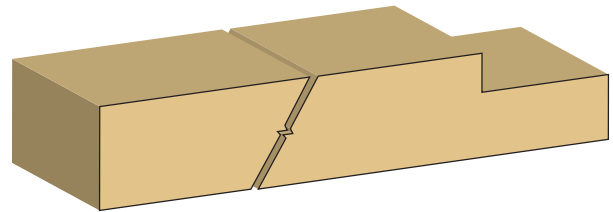
## Window Board

25mm x 220mm  
25mm x 245mm  
25mm x 270mm  
25mm x 295mm



## Door Casing

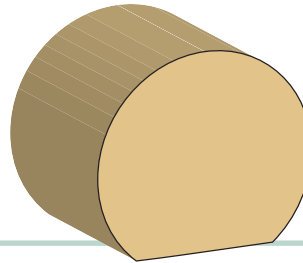
30mm x 78mm  
30mm x 108mm  
30mm x 158mm  
30mm x 198mm  
All with 12mm x 38mm rebate.



# Handrails *and* Baserail

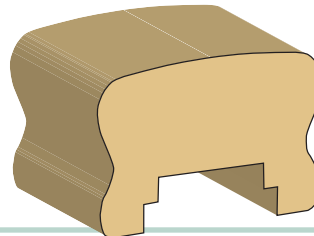
## 6310 Mopstick Handrail

50mm x 50mm



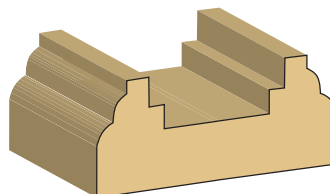
## 6320 Handrail

50mm x 75mm  
to take 32mm or 41mm spindles



## 6340 Base Rail


38mm x 75mm  
to take 32mm or 41mm spindles



# Door Frame Linings, Weather Mould, Cills *and* Internal Window Board

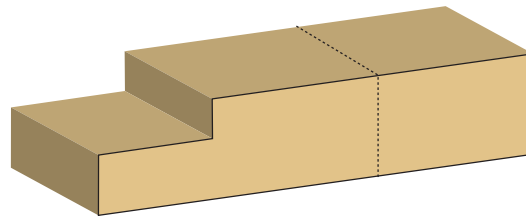
## 6520 Ovolo Door Frame

75mm x 115mm




## 6530 Dressed and Rebated

32mm to 50mm thickness,  
100mm and wider



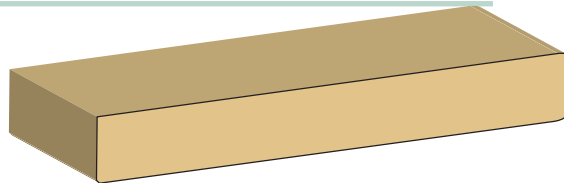
## 6410 Nosed and Rebated

25mm, 32mm and 38mm thickness,  
150mm to 275mm width




## 6420 Nosed

25mm, 32mm and 38mm thickness,  
150mm to 275mm width



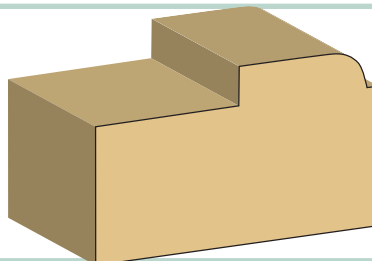
## 6460 Sub Cill

38mm x 75mm



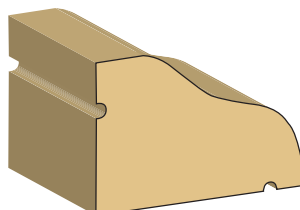
## 6510 Door Frame

63mm x 100mm and  
75mm x 115mm



## 6440 Hartlepool Weathermould

50mm x 75mm



We can also machine special patterns not included here to suit your requirements.

Please note: drawings are not to scale.

All sizes are nominal.